

Win or a Flop? Identifying and Estimating Unintended Protest Costs in Measuring Success Outcomes



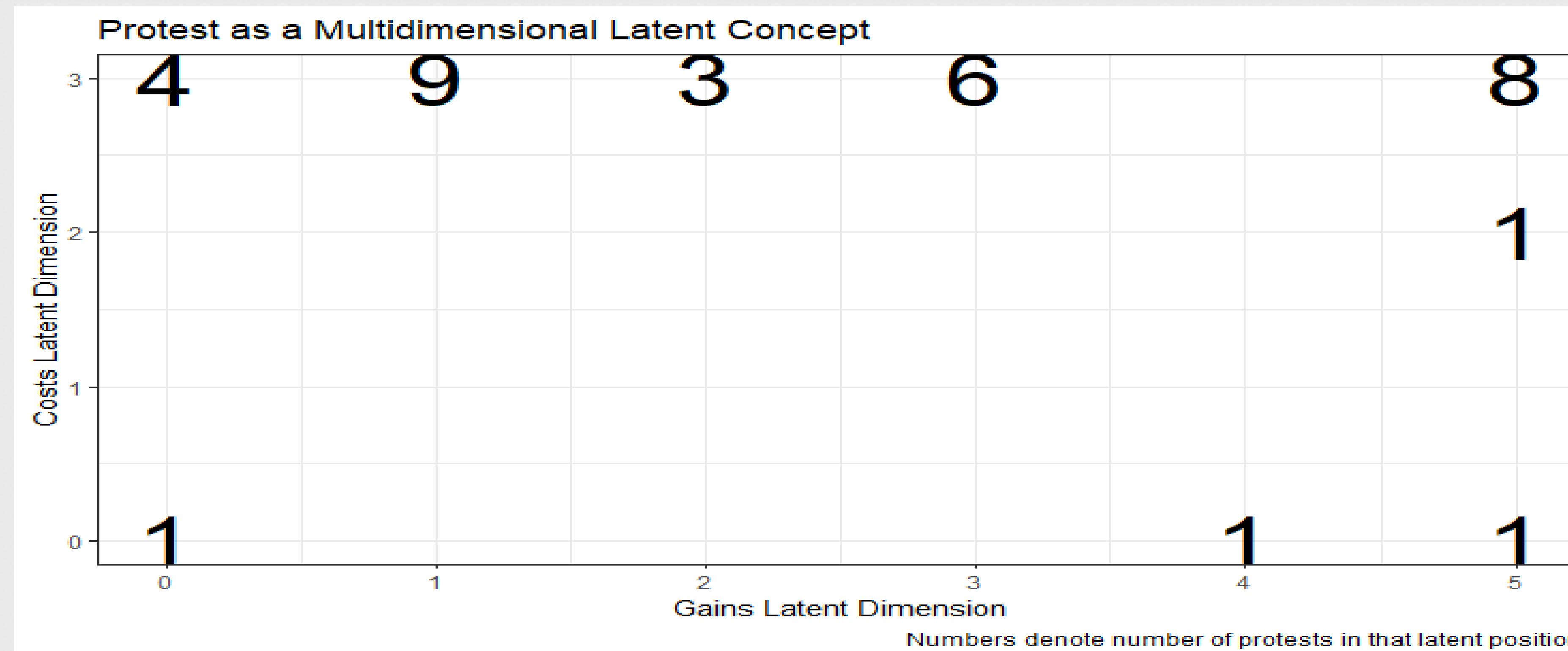
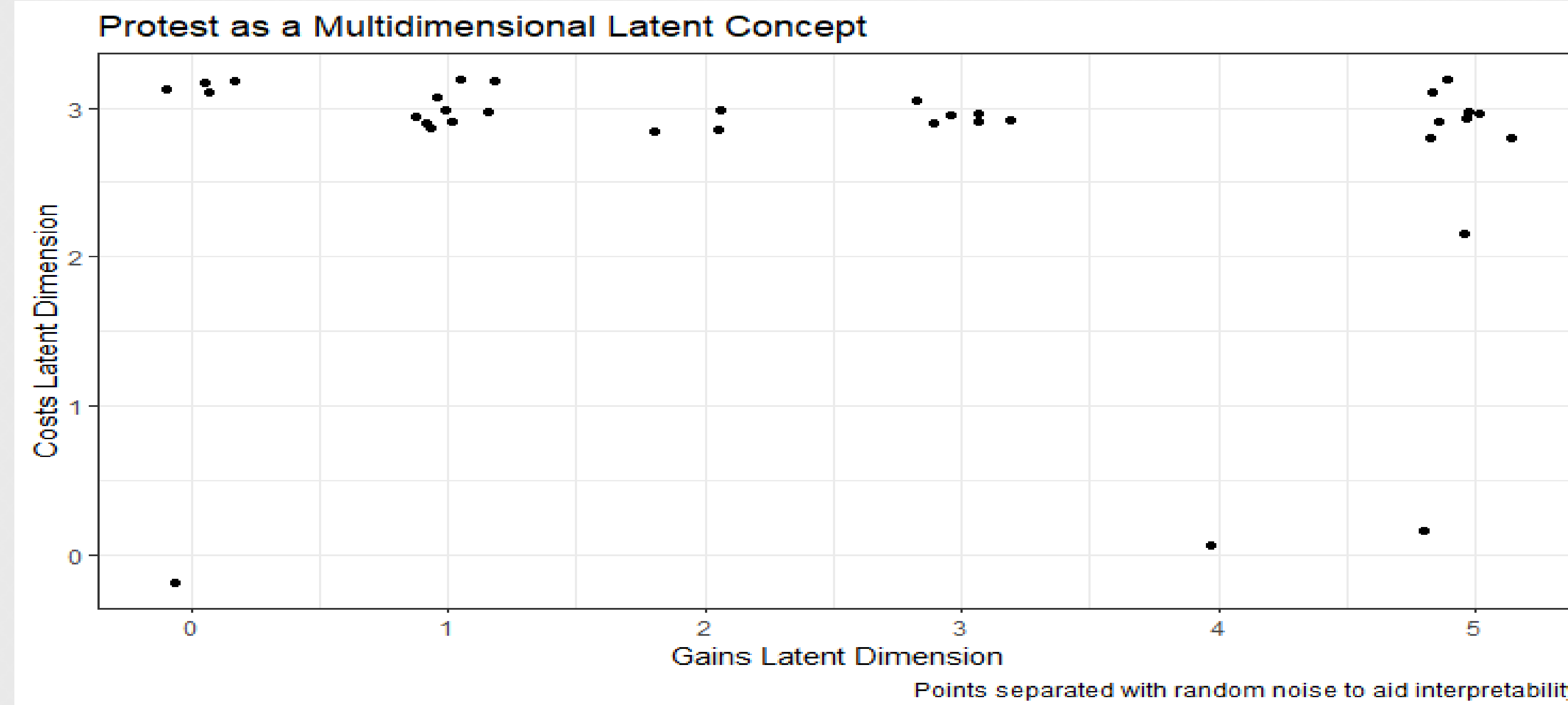
Kimberly Turner, PhD Candidate, Department of Political Science

turnerk@siu.edu

Estimating the full impact of a movement, both its intended and unintended consequences, is undermined by the lack of consensus on defining, much less measuring what constitutes a protest success.

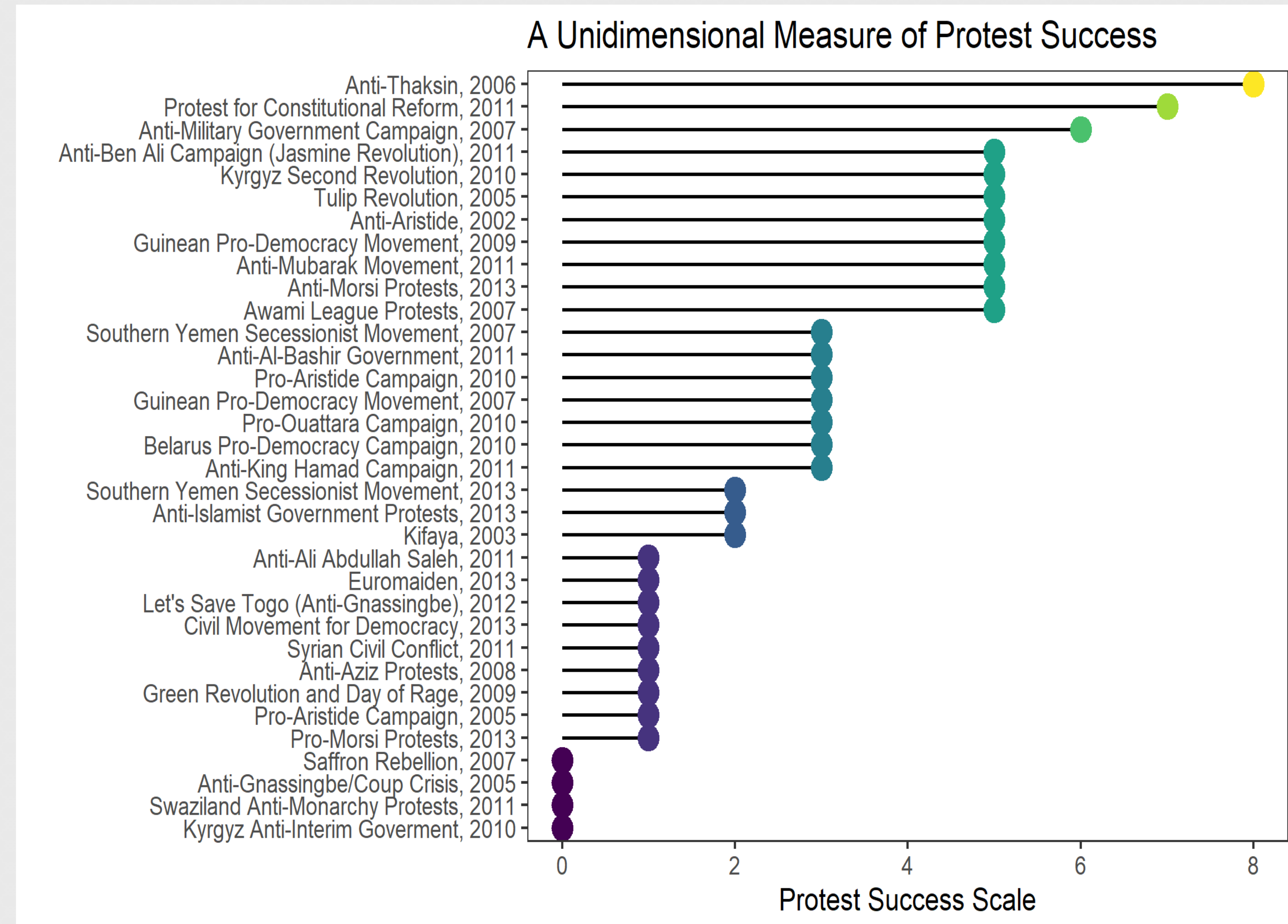
Prior research on protest outcomes have been dominated by democracies. I reconceptualize success as two dimensional costs and gains, which considers the enhanced barrier to onset and success in authoritarian regimes.

34 protests from the NAVCO 2.1 database were used to construct a model of protest success, and Mokken scales of attainments and unintended negative consequences were constructed and then collapsed into a unidimensional scale of overall protest impact.

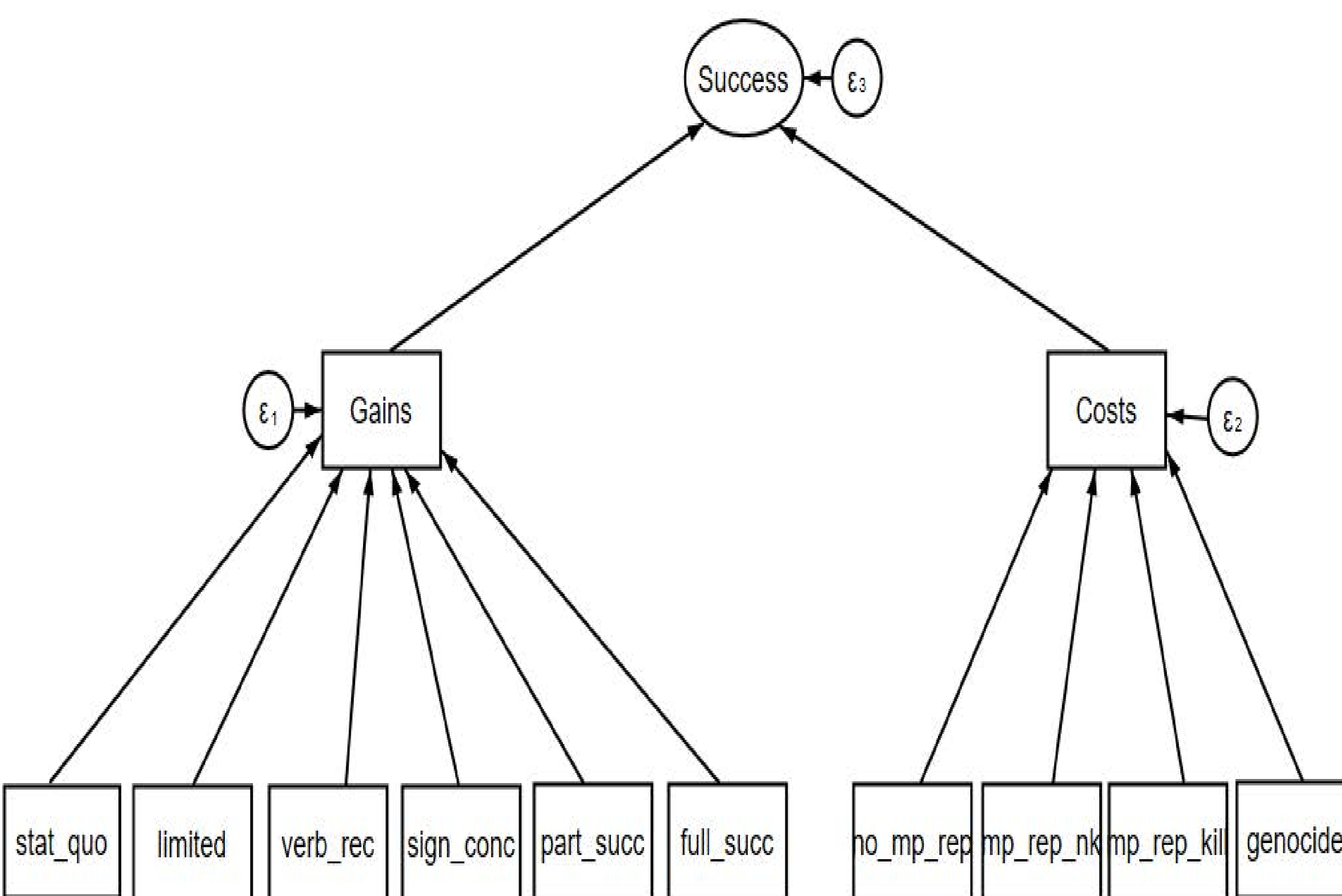


- 1 Pro-Aristide Campaign
- 4 Kyrgyz Anti-Interim Government, Swaziland Anti-Monarchy Protests, Anti-Gnassingbe/Coup Crisis, Saffron Rebellion
- 9 Pro-Morsi Protests, Pro-Aristide Campaign, Green Revolution and Day of Rage, Anti-Aziz Protests, Syrian Civil Conflict, Civil Movement for Democracy, Let's Save Togo (Anti-Gnassingbe), Euromaiden, Anti-Ali Abdullah Saleh
- 3 Kifaya, Anti-Islamist Government Protests, Southern Yemen Secessionist Movement
- 6 Anti-King Hamad Campaign, Belarus Pro-Democracy Campaign, Pro-Ouattara Campaign, Guinean Pro-Democracy Movement, Anti- Al-Bashir Government, Southern Yemen Secessionist Movement
- 1 Protest for Constitutional Reform
- 1 Anti-Thaksin
- 1 Anti-Military Government Campaign
- 8 Awami League Protests, Anti-Morsi Protests, Anti-Mubarak Movement, Guinean Pro-Democracy Movement, Anti-Aristide, Tulip Revolution, Kyrgyz Second Revolution, Anti-Ben Ali Campaign (Jasmine Revolution)

New Unidimensional Success Scale (Gains | Costs)



Protest Success: Attainments and Unintended Consequences



Multidimensional Protest Success

Reliability checks: α gains=0.81 α costs=0.88 N=34

Acknowledgments

This research is generously sponsored by the Illinois DFI fellowship and the Adam Smith Fellowship. Many thanks to Dr. Jennifer Koran and the RED group, Tyler Giraud, and many others who have given important feedback and help.

Research Design:

Validate model on expert panel

Test on new NAVCO 2.2 data when released

Difference-in-difference design of within and between country differences in success scores between protests where skilled labor are first-movers versus other protests

Literature cited

Amenta, Edwin, Neal Caren, Elizabeth Chiarello, and Yang Su. 2010. "Political Consequences of Social Movements". *Annual Review of Sociology* 36: 287-307.

Chenoweth, Erica; Christopher Wiley Shay, 2019, "NAVCO 2.1 Dataset", <https://doi.org/10.7910/DVN/MHOXDV>, Harvard Dataverse

Gamson, William. A. 1990. *The Strategy of Social Protest*. 2nd edn. Wadsworth, Belmont, CA.

Kolb, Felix. 2007. *Protest and Opportunities: The Political Outcomes of Social Movements*. Frankfurt, Germany/New York, NY: Campus.